



IUPUI Institutional Research and Decision Support

2021 NSSE results



What is NSSE?

What is NSSE?

Find out *what students are doing!*

Behaviors connected to learning and success

Benchmarking data



Comparison Groups

IUPUI *Newly Selected* Official Peers

- Georgia State University (Atlanta, GA)*
- University of Cincinnati (Cincinnati, OH)*
- University of Illinois at Chicago (Chicago, IL)*
- University of Nevada-Las Vegas (Las Vegas, NV)
- University of Utah (Salt Lake City, UT)*
- University of Wisconsin-Milwaukee (Milwaukee, WI)*
- Virginia Commonwealth University (Richmond, VA)*
- Wayne State University (Detroit, MI)*

* February/March 2020
NSSE administration

All Public Doctoral Institutions

All NSSE institutions





Comparing 2021 to 2018/2019 Administrations

- Engagement Indicators, HIPs, and select questions show shifts at 300+ schools — but most measures did **not** change substantially.
- Decrease
 - Collaborative Learning (FY: 7, SR: 3)
 - Discussions with Diverse Others (FY: 3, SR: 2)
 - Student-Faculty Interaction (FY: 3, SR: 2)
 - Supportive Environment (FY: 3)

HIPs:

 - Service-learning (FY: 9% pts.)
 - Internships (SR: 6% pts.)
 - Study abroad (FY/SR: 5% pts.)
- Increase (modest)
 - Quantitative Reasoning (FY/SR: 1)
 - Master’s & small colleges
 - Preparing for class (FY/SR: 1 hr/week)
 - Doctoral and Master’s institutions

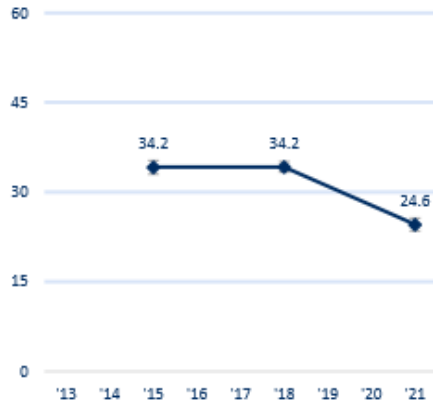
From “COVID Times and Student Engagement: Using and Interpreting NSSE 2021 Results”

What We've Observed in NSSE 2021

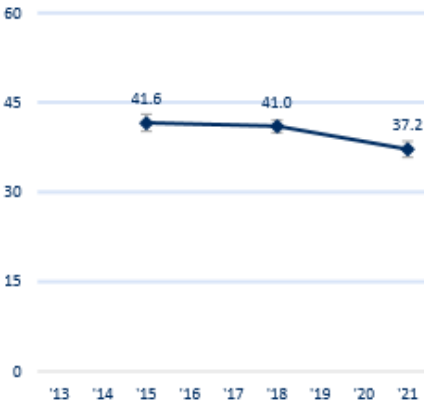
Institution-level Trends Engagement Indicators (first-year students)

Learning with Peers: First-year students

Collaborative Learning

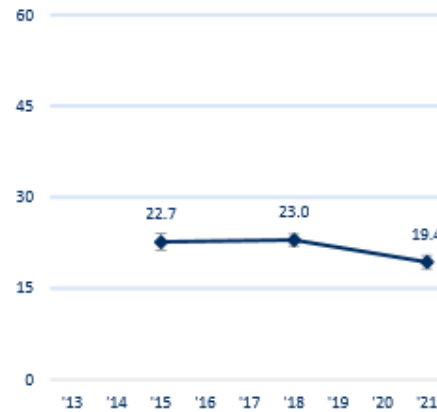


Discussions with Diverse Others

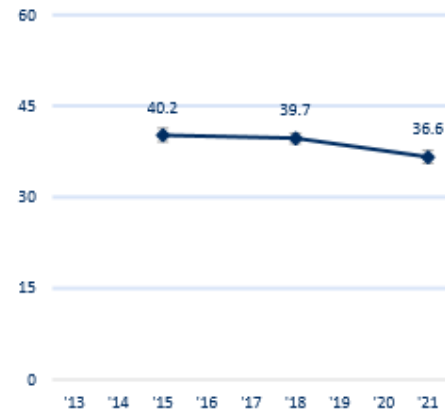


Experiences with Faculty: First-year students

Student-Faculty Interaction



Effective Teaching Practices



Inspired by “COVID Times and Student Engagement:
Using and Interpreting NSSE 2021 Results”



What We've Observed in NSSE 2021

Institution-level Trends (First-year students)

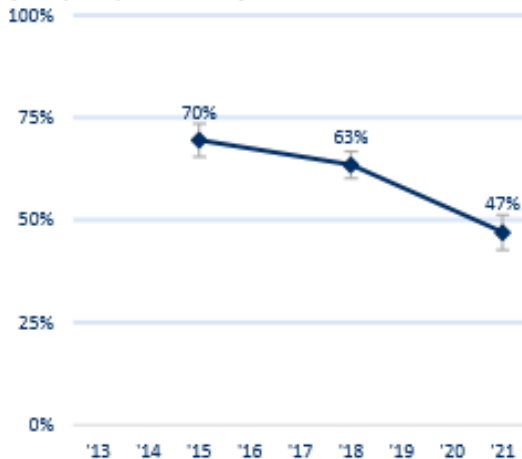
Inspired by “COVID Times and Student Engagement: Using and Interpreting NSSE 2021 Results”

High-Impact Practices

High-Impact Practices: First-year students

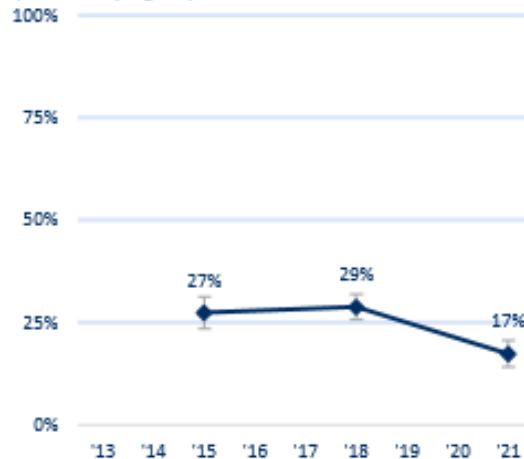
Service-Learning

(Some, most, or all courses)



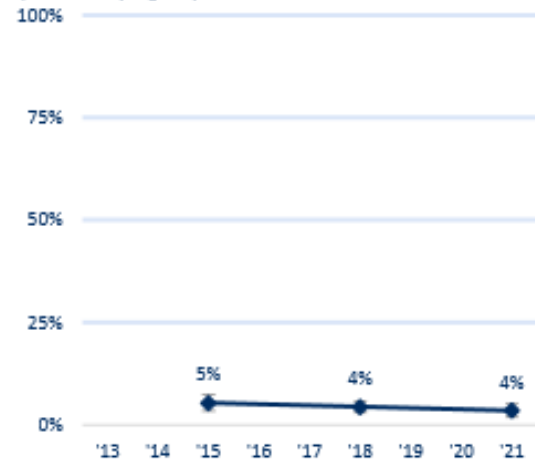
Learning Community

(Done or in progress)



Research with Faculty

(Done or in progress)



Other NSSE topics we will explore

Coping with COVID

Inclusiveness and
Engagement with
Diversity

Learning Gains
(Indirect
assessment/student
self-reports of
impression of learning)



Spring 2021 NSSE results















In light of the COVID-19 pandemic, to what extent have your instructors done the following?

In light of the COVID-19 pandemic, to what extent have your instructors done the following? - First Year	Indianapolis only	All IUPUI	All institutions using COVID module
Remained positive	▼ 69.3%	▼ 70.1%	76.5%
Had reasonable expectations of students	▼ 46.8%	▼ 48.8%	58.2%
Responded appropriately to the needs of students	▼ 55.2%	▼ 56.6%	62.3%
Shown care and concern for students	▼ 55.4%	▼ 56.4%	68.1%

In light of the COVID-19 pandemic, to what extent have your instructors done the following? - Senior	Indianapolis only	All IUPUI	All institutions using COVID module
Remained positive	▼ 73.3%	▼ 73.8%	77.5%
Had reasonable expectations of students	▼ 54.7%	▼ 56.1%	61.4%
Responded appropriately to the needs of students	▼ 57.8%	▼ 59.0%	66.1%
Shown care and concern for students	▼ 63.1%	▼ 64.4%	71.7%

















As a result of the COVID-19 pandemic, to what extent, if any, have you experienced an **INCREASE** in the following? – First-Year

As a result of the COVID-19 pandemic, to what extent, if any, have you experienced an INCREASE in the following?	Indianapolis only	All IUPUI	All institutions using COVID module
Mental or emotional stress	 77.0%	 75.2%	70.8%
Depression that interfered with daily functioning	 52.2%	 51.9%	43.9%
Anxiety that interfered with daily functioning	 57.9%	 56.9%	51.2%
Feeling hopeless about your current situation	 46.8%	 46.3%	39.0%
Inability to concentrate	 61.0%	 59.7%	52.3%
Difficulty sleeping	 46.5%	 45.3%	42.4%
Loneliness	 53.0%	 52.0%	48.0%



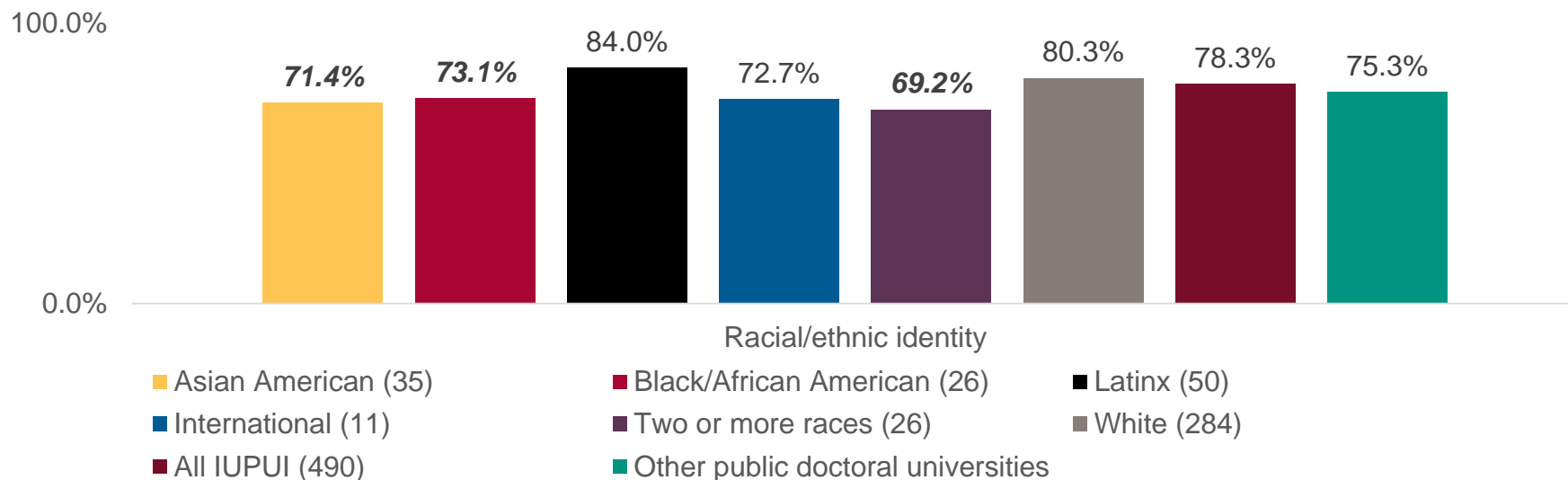
As a result of the COVID-19 pandemic, to what extent, if any, have you experienced an **INCREASE** in the following? – Senior

As a result of the COVID-19 pandemic, to what extent, if any, have you experienced an INCREASE in the following?	Indianapolis only	All IUPUI	All institutions using COVID module
Mental or emotional stress	 72.6%	 72.8%	67.9%
Depression that interfered with daily functioning	 46.9%	 45.5%	41.1%
Anxiety that interfered with daily functioning	 49.8%	 49.2%	47.7%
Feeling hopeless about your current situation	 38.3%	 37.2%	34.0%
Inability to concentrate	 53.5%	 53.1%	48.9%
Difficulty sleeping	 40.8%	 39.8%	40.0%
Loneliness	 41.4%	 40.8%	38.8%



How much does your institution provide a supportive environment for the following forms of diversity? – First-Year

Support of Racial/Ethnic identity by Race/Ethnicity

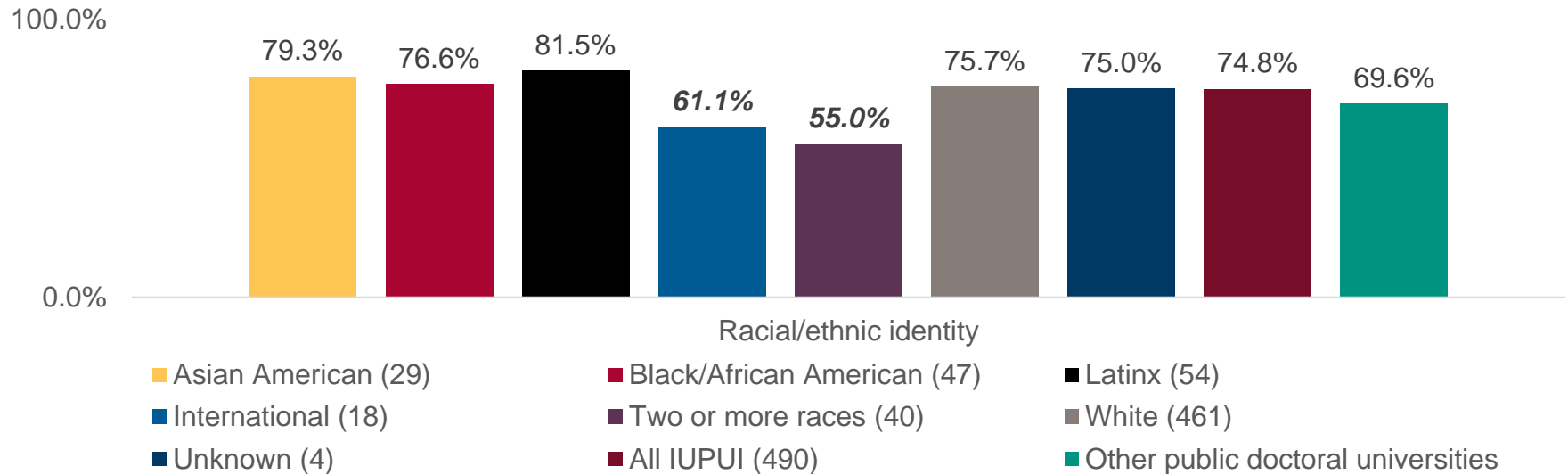


*Percent indicating their institution was “Very much” or “Quite a bit” supportive of racial/ethnic diversity.



How much does your institution provide a supportive environment for the following forms of diversity? – Senior

Support of Racial/Ethnic identity by Race/Ethnicity



*Percent indicating their institution was “Very much” or “Quite a bit” supportive of racial/ethnic diversity.



During the current school year, about how often have you done the following? – First-Year

During the current school year, about how often have you done the following?	Indianapolis only						All IUPUI	Other public Doctoral universities
	Asian (35)	Black or African American (26)	Latinx (50)	White (284)	International (11)	Two or more races (26)		
Attended events, activities, or presentations that reflect an appreciation for diverse groups	11.8%	15.4%	18.0%	11.2%	18.2%	19.2%	12.7%	23.9%
Participated in activities related to the centers related to specific groups	8.6%	11.5%	20.0%	10.5%	18.2%	11.5%	11.4%	17.7%
Participated in a diversity-related club or organization	14.3%	19.2%	20.0%	8.1%	20.0%	11.5%	11.0%	15.6%
Participated in a demonstration for a diversity-related cause	8.6%	19.2%	6.1%	7.7%	18.2%	4.0%	8.2%	10.9%
Reflected on your cultural identity	31.4%	57.7%	28.0%	27.6%	45.5%	23.1%	28.5%	30.1%

*Percent indicating they had done this “Very often” or “Often”.



During the current school year, about how often have you done the following? – Senior

During the current school year, about how often have you done the following?	Indianapolis only							All IUPUI (490)	Other public Doctoral universities
	Asian (29)	Black or African American (47)	Latinx (54)	White (461)	International (18)	Two or more races (40)	Unknown (4)		
Attended events, activities, or presentations that reflect an appreciation for diverse groups	20.7%	19.1%	31.5%	14.9%	27.8%	10.0%	0.0%	16.1%	23.8%
Participated in activities related to the centers related to specific groups	20.7%	12.8%	22.2%	12.3%	41.2%	10.0%	0.0%	13.4%	17.8%
Participated in a diversity-related club or organization	24.1%	21.3%	33.3%	11.6%	44.4%	13.2%	0.0%	14.8%	17.1%
Participated in a demonstration for a diversity-related cause	13.8%	12.8%	13.5%	11.6%	11.1%	12.5%	0.0%	11.4%	12.8%
Reflected on your cultural identity	41.4%	53.2%	48.1%	34.4%	29.4%	42.5%	25.0%	37.3%	36.9%

*Percent indicating they had done this “Very often” or “Often”.













NSSE Learning Gains items by year - Freshmen

	2015	2018	2021
	% "Very much" or "Quite a bit"		
Understanding people of other backgrounds (economic, racial/ethnic, political, religious, nationality, etc.)	66.2%	67.6%	▼ 59.4%
Writing clearly and effectively	68.7%	63.9%	▼ 54.0%
Speaking clearly and effectively	67.3%	66.2%	▼ 54.6%
Working effectively with others	71.9%	69.9%	▼ 53.2%
Developing or clarifying a personal code of values and ethics	61.6%	63.3%	▼ 53.5%
Being an informed and active citizen	56.2%	55.1%	▼ 48.4%
Thinking critically and analytically	78.9%	79.2%	▼ 73.0%
Analyzing numerical and statistical information	59.3%	58.3%	▼ 55.4%
Solving complex real-world problems	56.5%	56.1%	▼ 47.0%
Acquiring job- or work-related knowledge and skills	59.8%	57.3%	▼ 48.6%

*Percent indicating their experience at IUPUI contributed to their development “Very much” or “Quite a bit” in the following areas.



NSSE Learning Gains items by year - Seniors

	2015	2018	2021
	% "Very much" or "Quite a bit"		
Understanding people of other backgrounds (economic, racial/ethnic, political, religious, nationality, etc.)	64.8%	69.3%	 67.4%
Writing clearly and effectively	70.6%	68.6%	 66.0%
Speaking clearly and effectively	68.8%	65.6%	 61.8%
Working effectively with others	72.0%	76.7%	 71.7%
Developing or clarifying a personal code of values and ethics	60.8%	63.9%	 63.5%
Being an informed and active citizen	56.7%	57.4%	 58.2%
Thinking critically and analytically	83.4%	84.8%	 83.4%
Analyzing numerical and statistical information	64.6%	62.6%	 66.7%
Solving complex real-world problems	63.4%	66.3%	 64.0%
Acquiring job- or work-related knowledge and skills	70.3%	69.9%	 68.9%

*Percent indicating their experience at IUPUI contributed to their development “Very much” or “Quite a bit” in the following areas.



IUPUI NSSE reports

IUPUI NSSE reports ([IRDS website](#))

What's
available
now?

Engagement Indicators

HIPs

COVID Module Results

Inclusiveness and Engagement with Diversity
Results

Students' Self-Reported Learning for the
Profiles of Learning for Undergraduate Success

What's
coming?

Tableau Views

More in-depth indirect
assessment

School reports
(benchmarked)



Until then...

[NSSE Report Builder website](#)



Thank
you!

Ψ IUPUI